
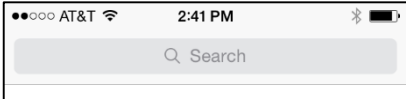






Instructions to Download ITEX Mobile on an Apple iPhone

<p>STEP 1: Go to the App Store on your mobile phone.</p>	
<p>STEP 2: Find your search area and type in "ITEX". Click the magnifying glass to start the search.</p>	
<p>STEP 3: Find ITEX Mobile with our logo.</p> <p><i>We have designed the app to format with as many devices as we can, but if your device is from 2012 or older, ITEX Mobile may not work correctly on your phone.</i></p>	
<p>STEP 4: Hit the FREE button, then hit INSTALL</p>	
<p>STEP 5: The app will now begin installing on to your phone. Once it has finished, click the open button on the right.</p>	
<p>STEP 6: The app will open to a login screen. You will be asked to enter your USERNAME and PASSWORD. Enter the <u>same</u> username and password you use to sign into ITEX.com.</p>	
<p>STEP 7: Have a look around, but make sure to check out the NEW Invite tool. It is a great way to invite the people you want into the trading community and will instantly create an account, once the Invitee accepts the invitation via an email message.</p> <p>3 for 1 Incentive When using the Invite tool via ITEX Mobile, once the Invitee accepts and makes their first payment to ITEX, your next 3 association fees (both cash and trade) will be on us!</p>	